



# 2011-2012 GMT Reports for District (or Undistricted) **District 315A1**

GMT: **SANGEETA JATIA**

Location: **REP OF BANGLADESH**

GMT CA: **6**

## CLUBS

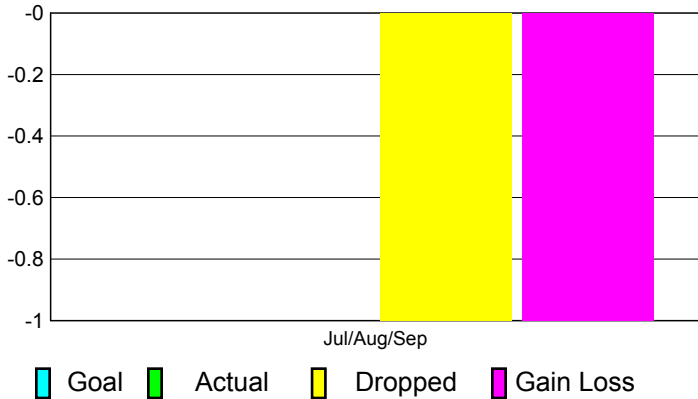
**Club Results**  
2011-2012

**Clubs**  
2010-2011

Month	New Club Goal	Actual New Clubs	Actual Dropped Clubs	Gain/Loss of Clubs	Gain/Loss of Clubs
Jul/Aug/Sep		0	-1	-1	5
<b>Totals</b>		<b>0</b>	<b>-1</b>	<b>-1</b>	<b>5</b>

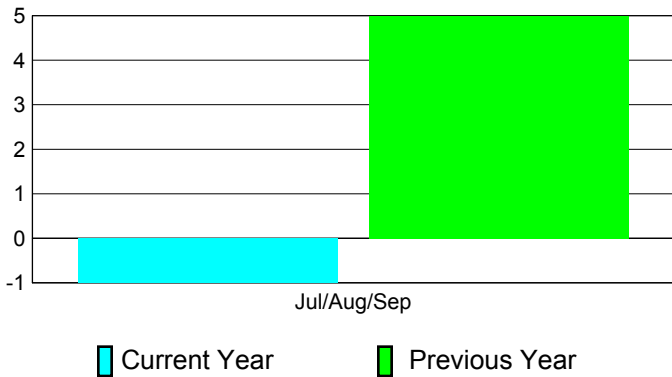
### Club Results 2011-2012

Goal, New, Dropped, Gain/Loss




### Comparison of Club Gain/Loss

Current Year Compared to the Previous Year



### YTD Status Quo Clubs 2011-2012

Status Quo Clubs Compared to Status Quo Members



## MEMBERSHIP

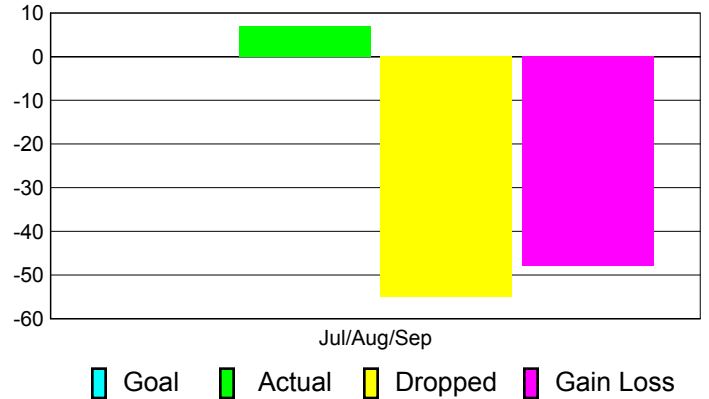
**Membership Results**  
2011-2012

**Membership**  
2010-2011

Month	Net Memb Goal	Actual New Memb	Actual Dropped Memb	Gain/Loss of Memb	Gain/Loss of Memb
Jul/Aug/Sep		7	-55	-48	-67
<b>Totals</b>		<b>7</b>	<b>-55</b>	<b>-48</b>	<b>-67</b>

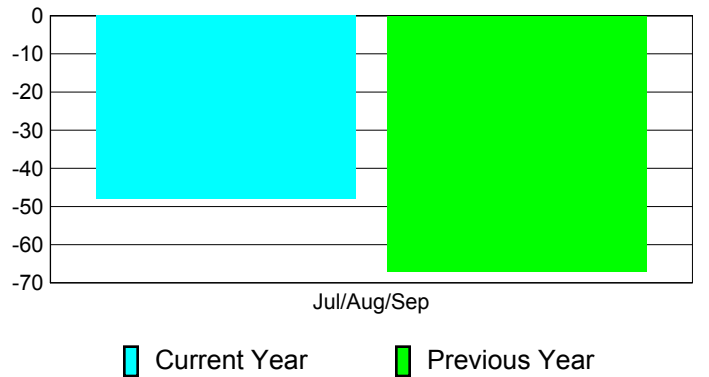
### Membership Results 2011-2012

Goal, New, Dropped, Gain/Loss

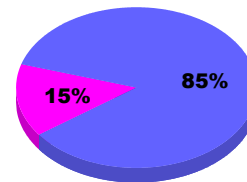


### Comparison of Membership Gain/Loss

Current Year Compared to the Previous Year



### Gender Comparison 2011-2012



Jul/Aug/Sep

Male Female



# 2011-2012 GMT Reports for District (or Undistricted) **District 315A2**

GMT: **SANGEETA JATIA**

Location: **REP OF BANGLADESH**

GMT CA: **6**

## CLUBS

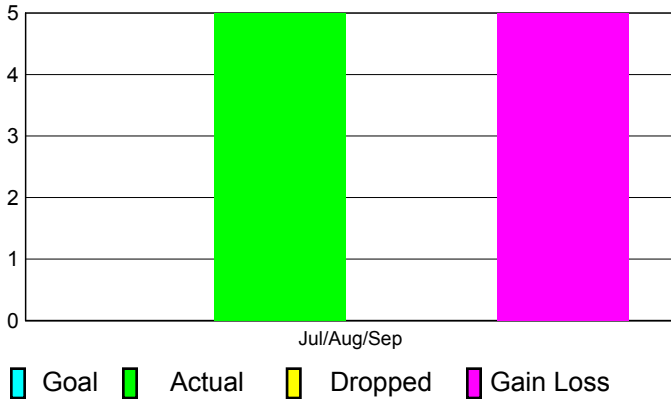
**Club Results**  
2011-2012

**Clubs**  
2010-2011

Month	New Club Goal	Actual New Clubs	Actual Dropped Clubs	Gain/Loss of Clubs	Gain/Loss of Clubs
Jul/Aug/Sep		5	0	5	0
<b>Totals</b>		<b>5</b>	<b>0</b>	<b>5</b>	<b>0</b>

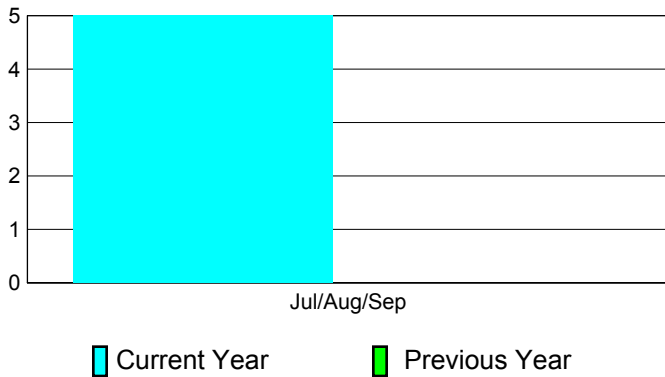
### Club Results 2011-2012

Goal, New, Dropped, Gain/Loss




### Comparison of Club Gain/Loss

Current Year Compared to the Previous Year



### YTD Status Quo Clubs 2011-2012

Status Quo Clubs Compared to Status Quo Members



## MEMBERSHIP

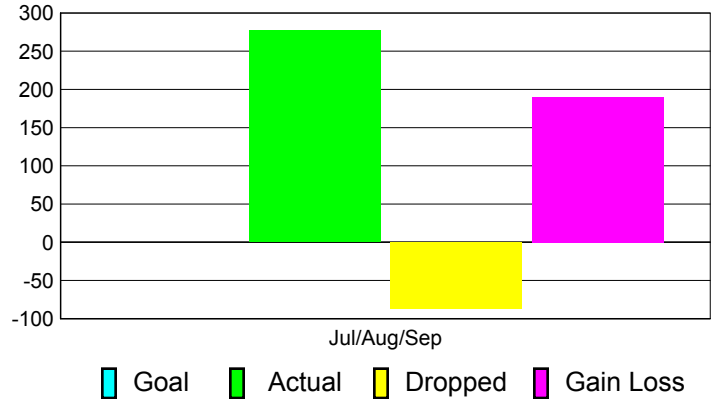
**Membership Results**  
2011-2012

**Membership**  
2010-2011

Month	Net Memb Goal	Actual New Memb	Actual Dropped Memb	Gain/Loss of Memb	Gain/Loss of Memb
Jul/Aug/Sep		277	-87	190	35
<b>Totals</b>		<b>277</b>	<b>-87</b>	<b>190</b>	<b>35</b>

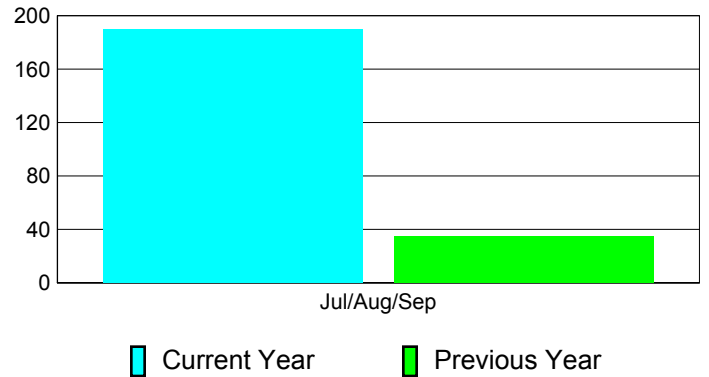
### Membership Results 2011-2012

Goal, New, Dropped, Gain/Loss

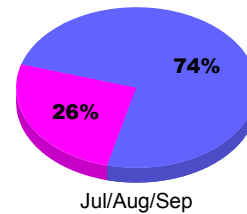


### Comparison of Membership Gain/Loss

Current Year Compared to the Previous Year



### Gender Comparison 2011-2012



Male Female



# 2011-2012 GMT Reports for District (or Undistricted) **District 315B1**

**GMT: SANGEETA JATIA**

**Location: REP OF BANGLADESH**

**GMT CA: 6**

## CLUBS

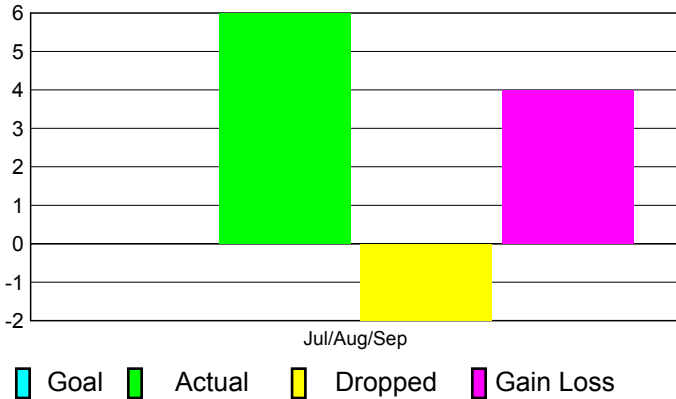
Club Results  
2011-2012

Clubs  
2010-2011

Month	New Club Goal	Actual New Clubs	Actual Dropped Clubs	Gain/Loss of Clubs	Gain/Loss of Clubs
Jul/Aug/Sep		6	-2	4	-3
<b>Totals</b>		<b>6</b>	<b>-2</b>	<b>4</b>	<b>-3</b>

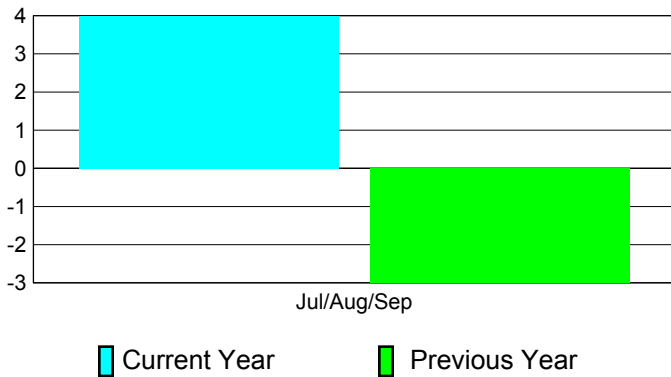
### Club Results 2011-2012

Goal, New, Dropped, Gain/Loss




### Comparison of Club Gain/Loss

Current Year Compared to the Previous Year



### YTD Status Quo Clubs 2011-2012

Status Quo Clubs Compared to Status Quo Members



## MEMBERSHIP

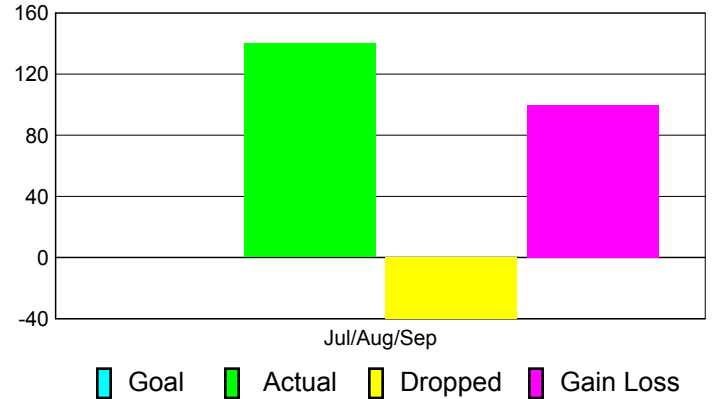
Membership Results  
2011-2012

Membership  
2010-2011

Month	Net Memb Goal	Actual New Memb	Actual Dropped Memb	Gain/Loss of Memb	Gain/Loss of Memb
Jul/Aug/Sep		140	-40	100	-144
<b>Totals</b>		<b>140</b>	<b>-40</b>	<b>100</b>	<b>-144</b>

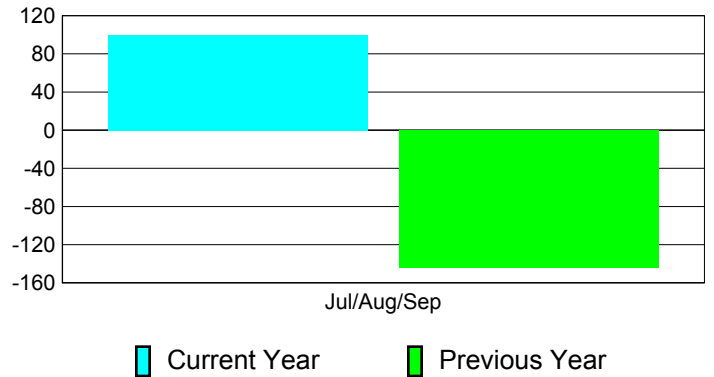
### Membership Results 2011-2012

Goal, New, Dropped, Gain/Loss

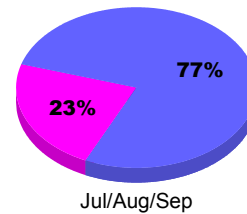


### Comparison of Membership Gain/Loss

Current Year Compared to the Previous Year



### Gender Comparison 2011-2012



■ Male      ■ Female



# 2011-2012 GMT Reports for District (or Undistricted) **District 315B2**

GMT: **SANGEETA JATIA**

Location: **REP OF BANGLADESH**

GMT CA: **6**

## CLUBS

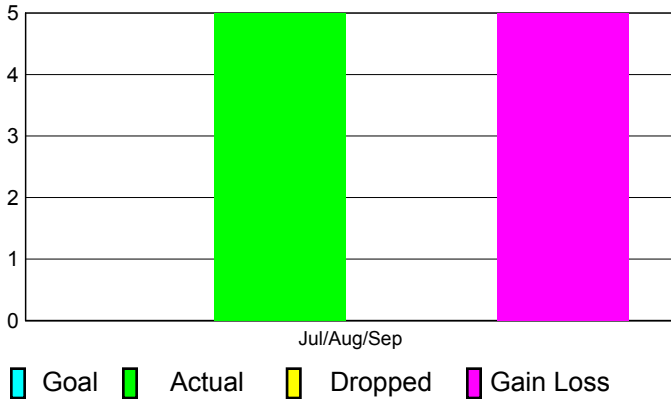
**Club Results**  
2011-2012

**Clubs**  
2010-2011

Month	New Club Goal	Actual New Clubs	Actual Dropped Clubs	Gain/Loss of Clubs	Gain/Loss of Clubs
Jul/Aug/Sep		5	0	5	2
<b>Totals</b>		<b>5</b>	<b>0</b>	<b>5</b>	<b>2</b>

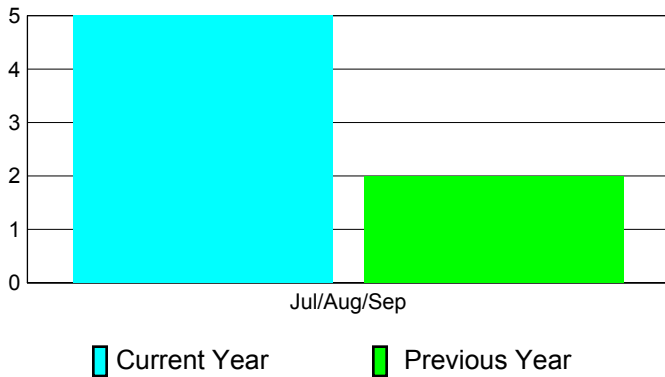
### Club Results 2011-2012

Goal, New, Dropped, Gain/Loss




### Comparison of Club Gain/Loss

Current Year Compared to the Previous Year



### YTD Status Quo Clubs 2011-2012

Status Quo Clubs Compared to Status Quo Members



## MEMBERSHIP

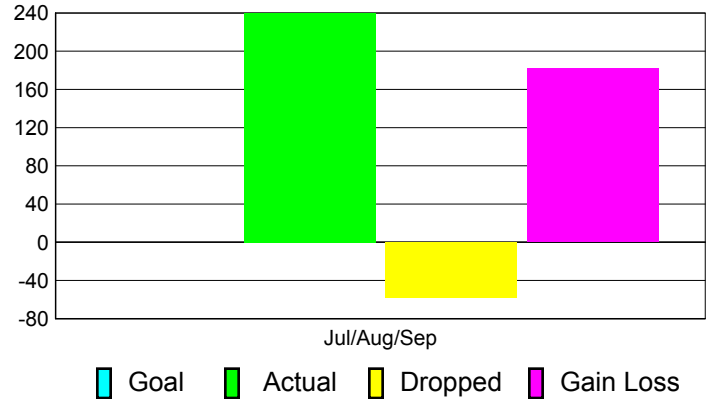
**Membership Results**  
2011-2012

**Membership**  
2010-2011

Month	Net Memb Goal	Actual New Memb	Actual Dropped Memb	Gain/Loss of Memb	Gain/Loss of Memb
Jul/Aug/Sep		240	-58	182	58
<b>Totals</b>		<b>240</b>	<b>-58</b>	<b>182</b>	<b>58</b>

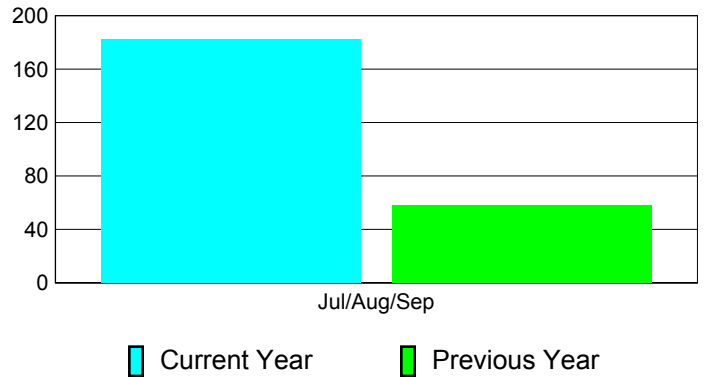
### Membership Results 2011-2012

Goal, New, Dropped, Gain/Loss

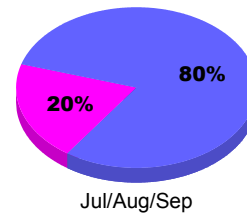


### Comparison of Membership Gain/Loss

Current Year Compared to the Previous Year



### Gender Comparison 2011-2012



Male Female



# 2011-2012 GMT Reports for District (or Undistricted) **District 315B3**

GMT: **SANGEETA JATIA**

Location: **REP OF BANGLADESH**

GMT CA: **6**

## CLUBS

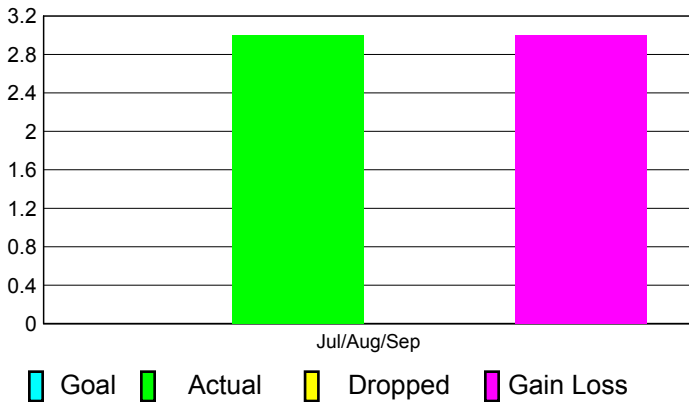
**Club Results  
2011-2012**

**Clubs  
2010-2011**

Month	New Club Goal	Actual New Clubs	Actual Dropped Clubs	Gain/Loss of Clubs	Gain/Loss of Clubs
Jul/Aug/Sep		3	0	3	9
<b>Totals</b>		<b>3</b>	<b>0</b>	<b>3</b>	<b>9</b>

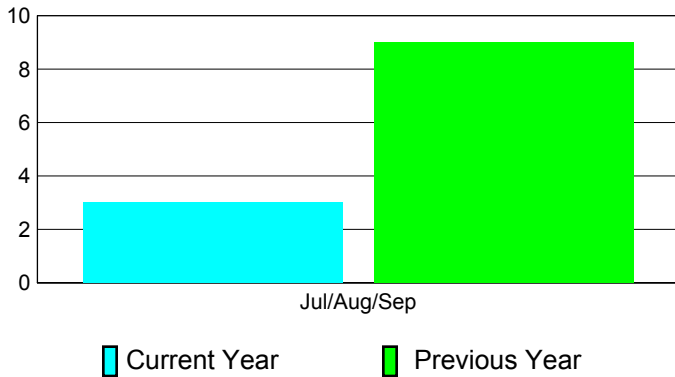
### Club Results 2011-2012

Goal, New, Dropped, Gain/Loss




### Comparison of Club Gain/Loss

Current Year Compared to the Previous Year



### YTD Status Quo Clubs 2011-2012

Status Quo Clubs Compared to Status Quo Members



## MEMBERSHIP

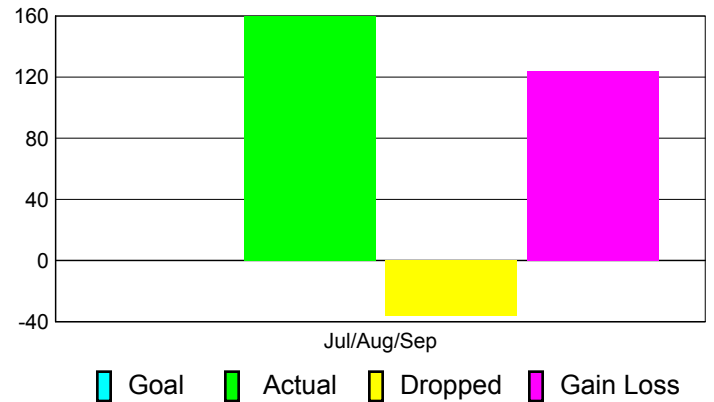
**Membership Results  
2011-2012**

**Membership  
2010-2011**

Month	Net Memb Goal	Actual New Memb	Actual Dropped Memb	Gain/Loss of Memb	Gain/Loss of Memb
Jul/Aug/Sep		160	-36	124	189
<b>Totals</b>		<b>160</b>	<b>-36</b>	<b>124</b>	<b>189</b>

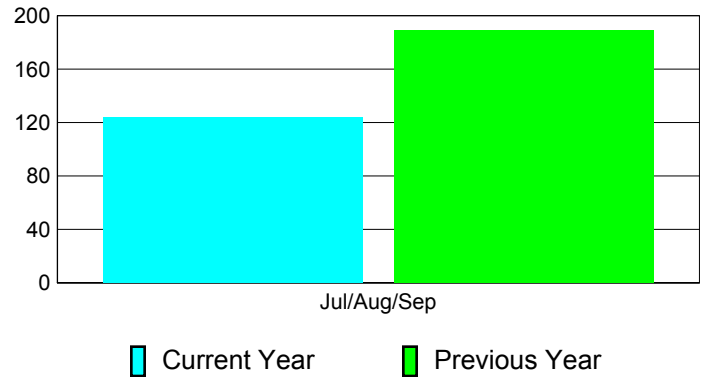
### Membership Results 2011-2012

Goal, New, Dropped, Gain/Loss

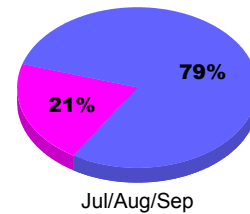


### Comparison of Membership Gain/Loss

Current Year Compared to the Previous Year



### Gender Comparison 2011-2012



Male Female



# 2011-2012 GMT Reports for District (or Undistricted) **District 315B4**

GMT: **SANGEETA JATIA**

Location: **REP OF BANGLADESH**

GMT CA: **6**

## CLUBS

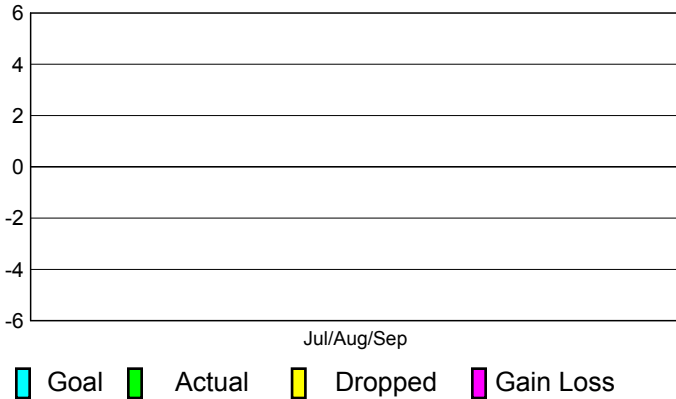
**Club Results**  
2011-2012

**Clubs**  
2010-2011

Month	New Club Goal	Actual New Clubs	Actual Dropped Clubs	Gain/Loss of Clubs	Gain/Loss of Clubs
Jul/Aug/Sep		0	0	0	2
<b>Totals</b>		<b>0</b>	<b>0</b>	<b>0</b>	<b>2</b>

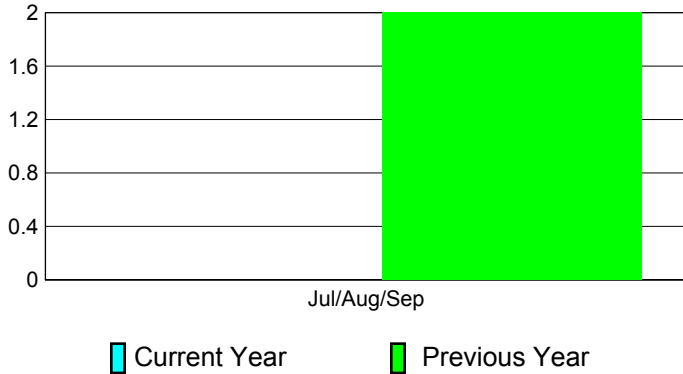
### Club Results 2011-2012

Goal, New, Dropped, Gain/Loss




### Comparison of Club Gain/Loss

Current Year Compared to the Previous Year



### YTD Status Quo Clubs 2011-2012

Status Quo Clubs Compared to Status Quo Members



## MEMBERSHIP

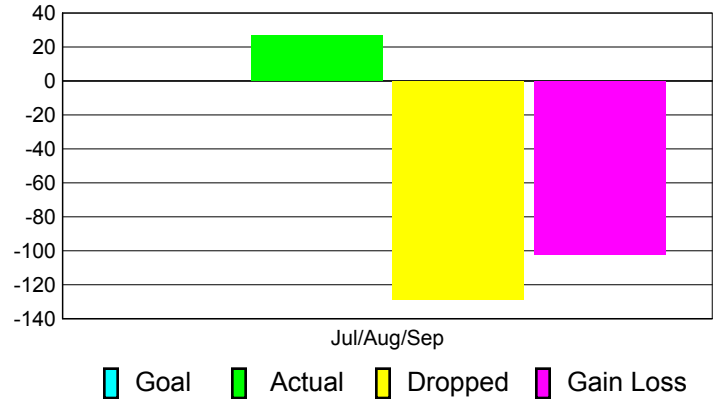
**Membership Results**  
2011-2012

**Membership**  
2010-2011

Month	Net Memb Goal	Actual New Memb	Actual Dropped Memb	Gain/Loss of Memb	Gain/Loss of Memb
Jul/Aug/Sep		27	-129	-102	75
<b>Totals</b>		<b>27</b>	<b>-129</b>	<b>-102</b>	<b>75</b>

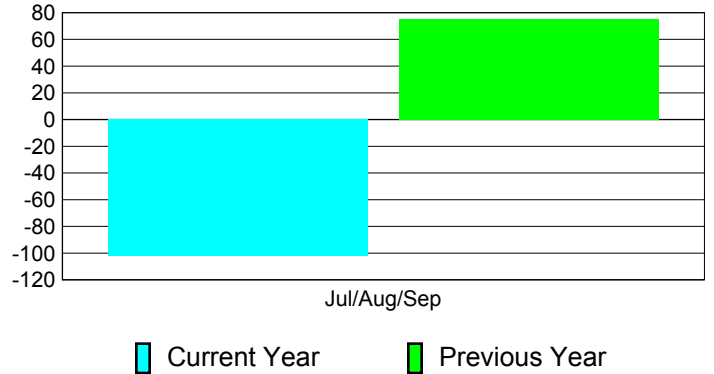
### Membership Results 2011-2012

Goal, New, Dropped, Gain/Loss

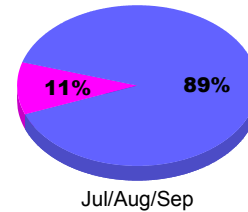


### Comparison of Membership Gain/Loss

Current Year Compared to the Previous Year



### Gender Comparison 2011-2012



Male Female



# 2011-2012 GMT Reports for District (or Undistricted) **District 322 A**

GMT: **SANGEETA JATIA**

Location: **INDIA**

GMT CA: **6**

## CLUBS

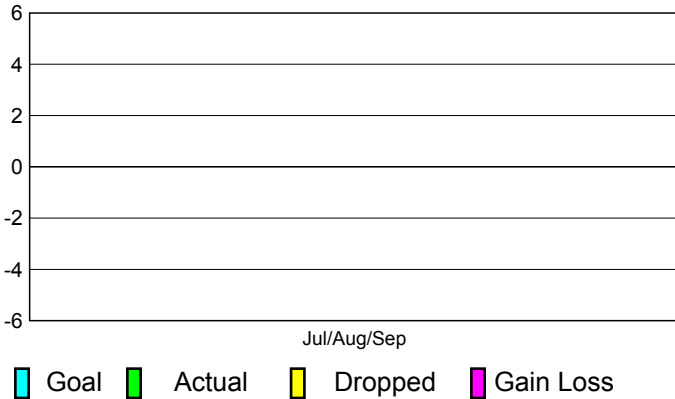
**Club Results**  
2011-2012

**Clubs**  
2010-2011

Month	New Club Goal	Actual New Clubs	Actual Dropped Clubs	Gain/Loss of Clubs	Gain/Loss of Clubs
Jul/Aug/Sep		0	0	0	1
<b>Totals</b>		<b>0</b>	<b>0</b>	<b>0</b>	<b>1</b>

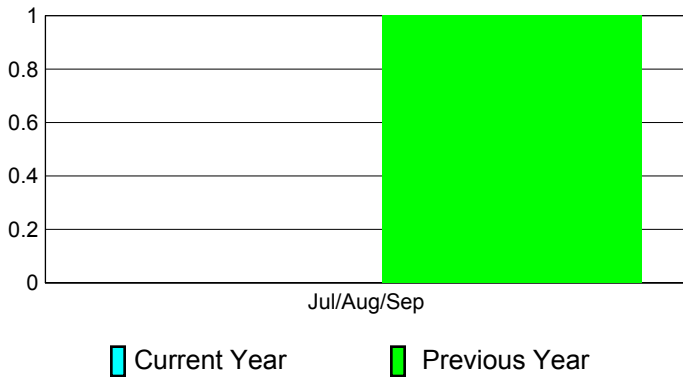
### Club Results 2011-2012

Goal, New, Dropped, Gain/Loss




### Comparison of Club Gain/Loss

Current Year Compared to the Previous Year



### YTD Status Quo Clubs 2011-2012

Status Quo Clubs Compared to Status Quo Members



## MEMBERSHIP

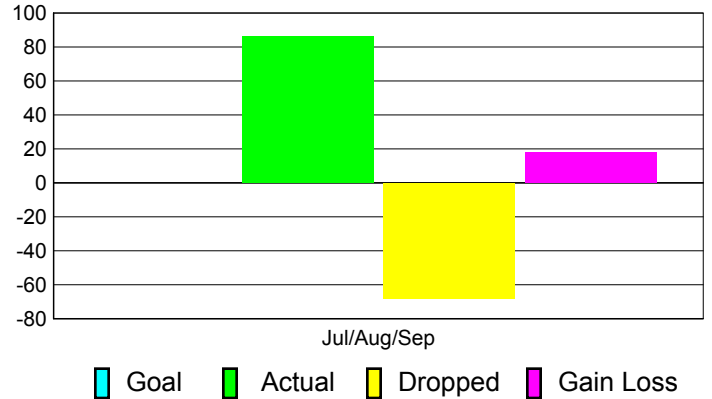
**Membership Results**  
2011-2012

**Membership**  
2010-2011

Month	Net Memb Goal	Actual New Memb	Actual Dropped Memb	Gain/Loss of Memb	Gain/Loss of Memb
Jul/Aug/Sep		86	-68	18	97
<b>Totals</b>		<b>86</b>	<b>-68</b>	<b>18</b>	<b>97</b>

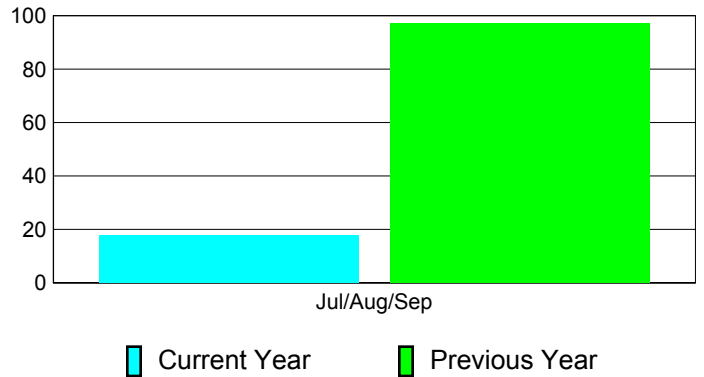
### Membership Results 2011-2012

Goal, New, Dropped, Gain/Loss

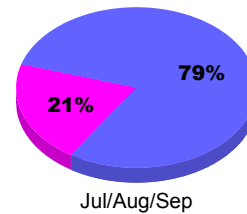


### Comparison of Membership Gain/Loss

Current Year Compared to the Previous Year



### Gender Comparison 2011-2012



Male Female



# 2011-2012 GMT Reports for District (or Undistricted) **District 322 B1**

GMT: **SANGEETA JATIA**

Location: **INDIA**

GMT CA: **6**

## CLUBS

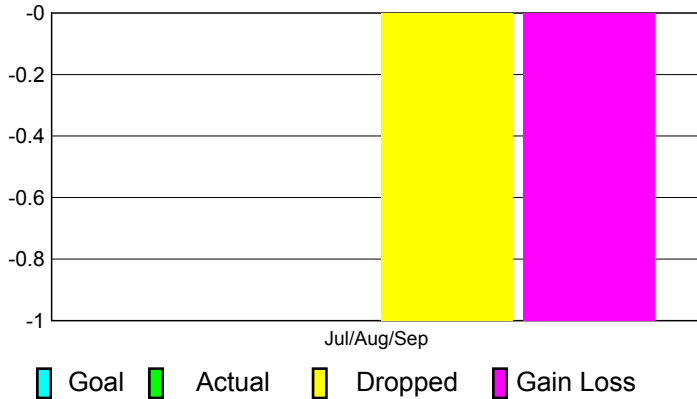
**Club Results  
2011-2012**

**Clubs  
2010-2011**

Month	New Club Goal	Actual New Clubs	Actual Dropped Clubs	Gain/Loss of Clubs	Gain/Loss of Clubs
Jul/Aug/Sep		0	-1	-1	0
<b>Totals</b>		<b>0</b>	<b>-1</b>	<b>-1</b>	<b>0</b>

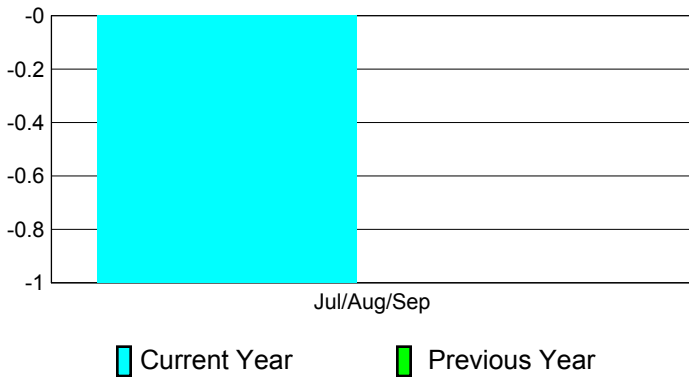
### Club Results 2011-2012

Goal, New, Dropped, Gain/Loss



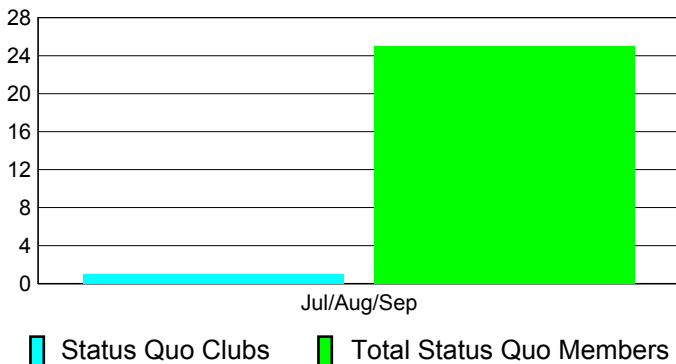
### Comparison of Club Gain/Loss

Current Year Compared to the Previous Year



### YTD Status Quo Clubs 2011-2012

Status Quo Clubs Compared to Status Quo Members



## MEMBERSHIP

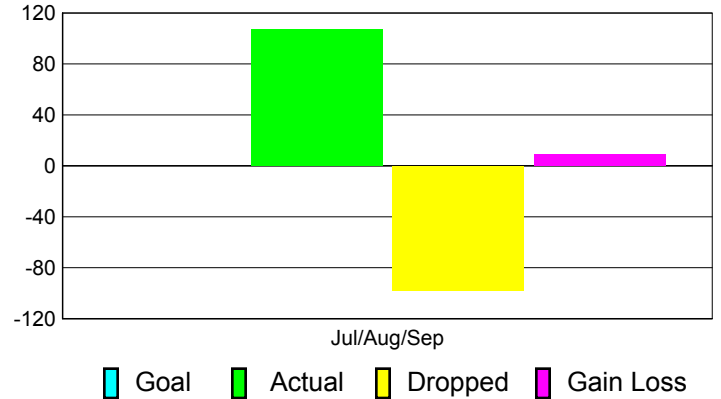
**Membership Results  
2011-2012**

**Membership  
2010-2011**

Month	Net Memb Goal	Actual New Memb	Actual Dropped Memb	Gain/Loss of Memb	Gain/Loss of Memb
Jul/Aug/Sep		107	-98	9	-42
<b>Totals</b>		<b>107</b>	<b>-98</b>	<b>9</b>	<b>-42</b>

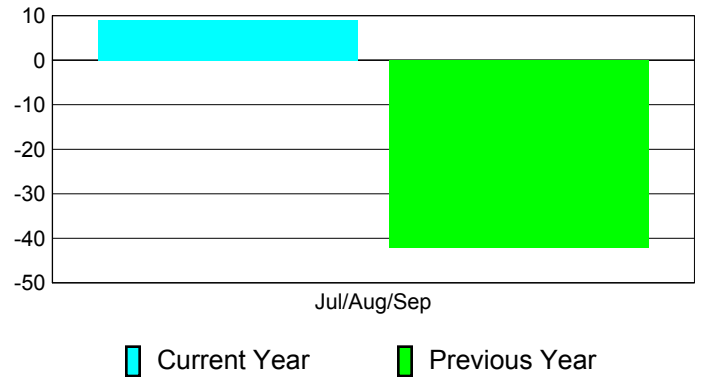
### Membership Results 2011-2012

Goal, New, Dropped, Gain/Loss

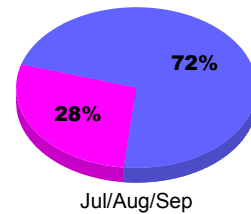


### Comparison of Membership Gain/Loss

Current Year Compared to the Previous Year



### Gender Comparison 2011-2012



Jul/Aug/Sep

Male Female





# 2011-2012 GMT Reports for District (or Undistricted) **District 322 B2**

**GMT: SANGEETA JATIA**

**Location: INDIA**

**GMT CA: 6**

## CLUBS

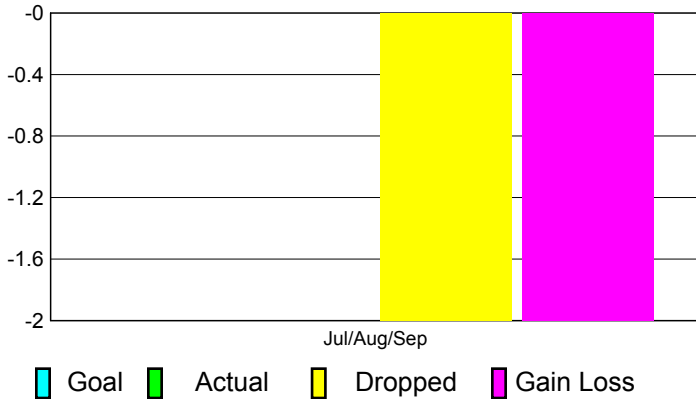
**Club Results  
2011-2012**

**Clubs  
2010-2011**

Month	New Club Goal	Actual New Clubs	Actual Dropped Clubs	Gain/Loss of Clubs	Gain/Loss of Clubs
Jul/Aug/Sep	0	0	-2	-2	1
<b>Totals</b>	<b>0</b>	<b>0</b>	<b>-2</b>	<b>-2</b>	<b>1</b>

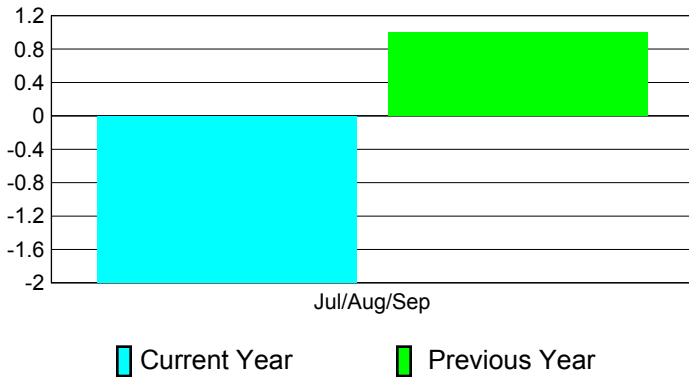
### Club Results 2011-2012

Goal, New, Dropped, Gain/Loss



### Comparison of Club Gain/Loss

Current Year Compared to the Previous Year



### YTD Status Quo Clubs 2011-2012

Status Quo Clubs Compared to Status Quo Members



## MEMBERSHIP

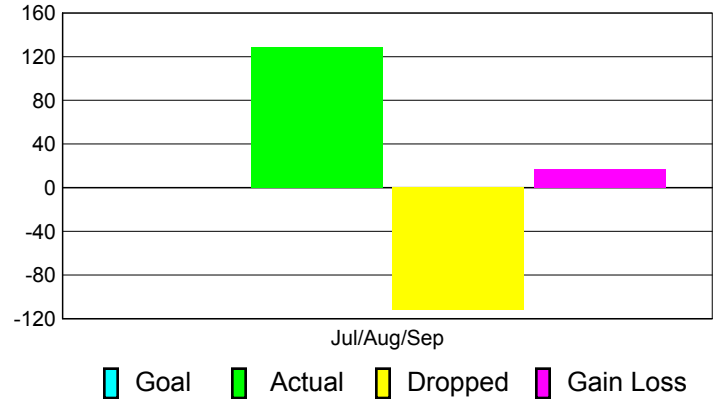
**Membership Results  
2011-2012**

**Membership  
2010-2011**

Month	Net Memb Goal	Actual New Memb	Actual Dropped Memb	Gain/Loss of Memb	Gain/Loss of Memb
Jul/Aug/Sep	129	129	-112	17	-98
<b>Totals</b>	<b>129</b>	<b>129</b>	<b>-112</b>	<b>17</b>	<b>-98</b>

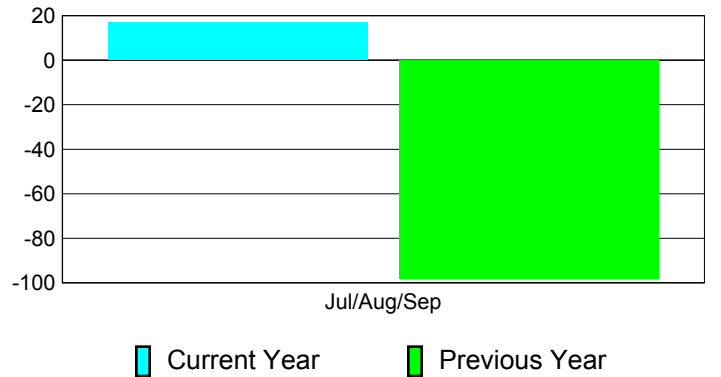
### Membership Results 2011-2012

Goal, New, Dropped, Gain/Loss

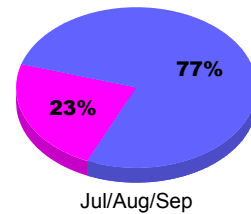


### Comparison of Membership Gain/Loss

Current Year Compared to the Previous Year



### Gender Comparison 2011-2012



Male      Female



# 2011-2012 GMT Reports for District (or Undistricted) **District 322C1**

GMT: **SANGEETA JATIA**

Location: **INDIA**

GMT CA: **6**

## CLUBS

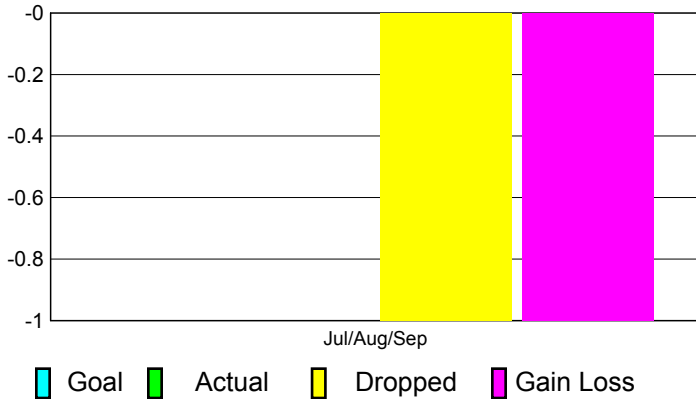
**Club Results  
2011-2012**

**Clubs  
2010-2011**

Month	New Club Goal	Actual New Clubs	Actual Dropped Clubs	Gain/Loss of Clubs	Gain/Loss of Clubs
Jul/Aug/Sep		0	-1	-1	2
<b>Totals</b>		<b>0</b>	<b>-1</b>	<b>-1</b>	<b>2</b>

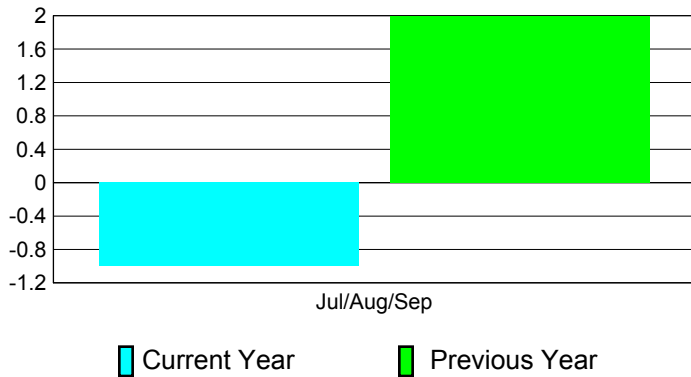
### Club Results 2011-2012

Goal, New, Dropped, Gain/Loss




### Comparison of Club Gain/Loss

Current Year Compared to the Previous Year



### YTD Status Quo Clubs 2011-2012

Status Quo Clubs Compared to Status Quo Members



## MEMBERSHIP

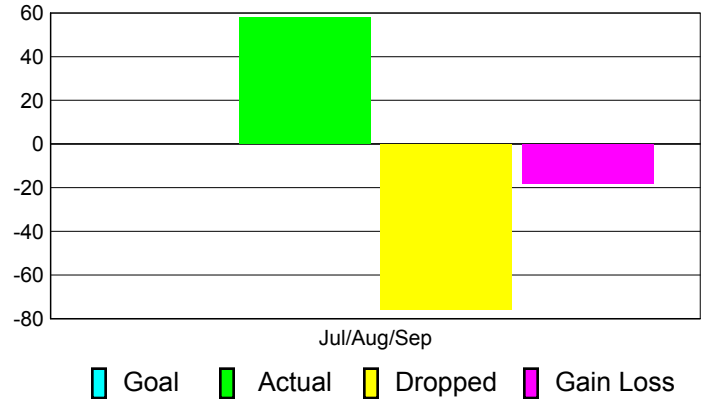
**Membership Results  
2011-2012**

**Membership  
2010-2011**

Month	Net Memb Goal	Actual New Memb	Actual Dropped Memb	Gain/Loss of Memb	Gain/Loss of Memb
Jul/Aug/Sep		58	-76	-18	117
<b>Totals</b>		<b>58</b>	<b>-76</b>	<b>-18</b>	<b>117</b>

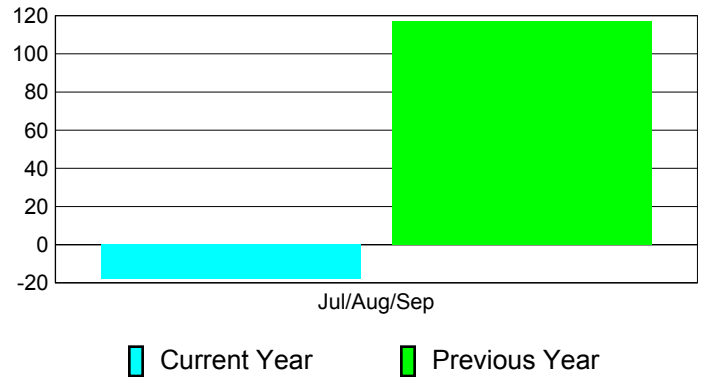
### Membership Results 2011-2012

Goal, New, Dropped, Gain/Loss

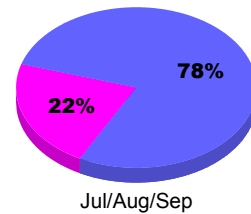


### Comparison of Membership Gain/Loss

Current Year Compared to the Previous Year



### Gender Comparison 2011-2012



Jul/Aug/Sep

Male Female



# 2011-2012 GMT Reports for District (or Undistricted) **District 322C3**

**GMT: SANGEETA JATIA**

**Location: INDIA**

**GMT CA: 6**

## CLUBS

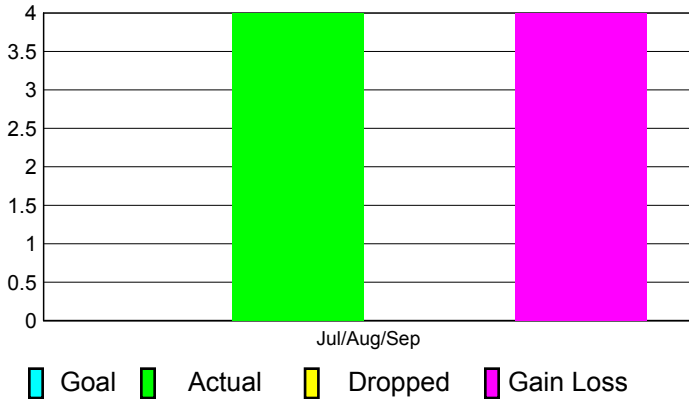
Club Results  
2011-2012

Clubs  
2010-2011

Month	New Club Goal	Actual New Clubs	Actual Dropped Clubs	Gain/Loss of Clubs	Gain/Loss of Clubs
Jul/Aug/Sep		4	0	4	1
<b>Totals</b>		<b>4</b>	<b>0</b>	<b>4</b>	<b>1</b>

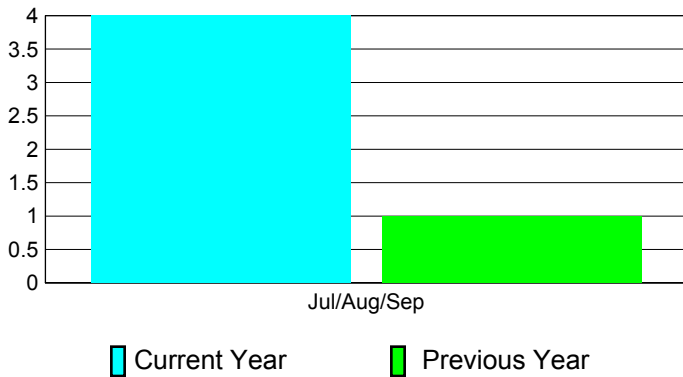
### Club Results 2011-2012

Goal, New, Dropped, Gain/Loss




### Comparison of Club Gain/Loss

Current Year Compared to the Previous Year



### YTD Status Quo Clubs 2011-2012

Status Quo Clubs Compared to Status Quo Members



## MEMBERSHIP

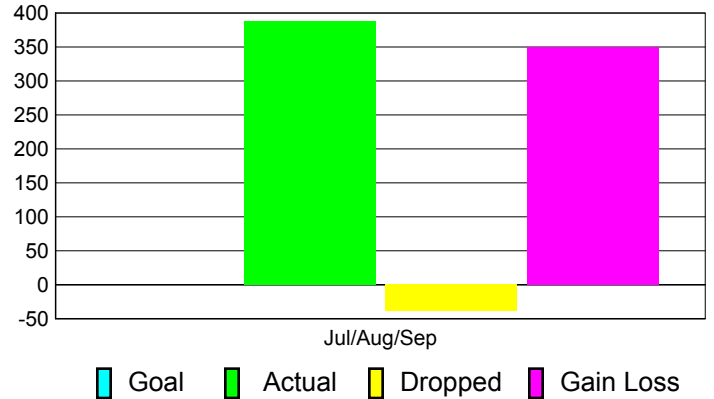
Membership Results  
2011-2012

Membership  
2010-2011

Month	Net Memb Goal	Actual New Memb	Actual Dropped Memb	Gain/Loss of Memb	Gain/Loss of Memb
Jul/Aug/Sep		388	-39	349	9
<b>Totals</b>		<b>388</b>	<b>-39</b>	<b>349</b>	<b>9</b>

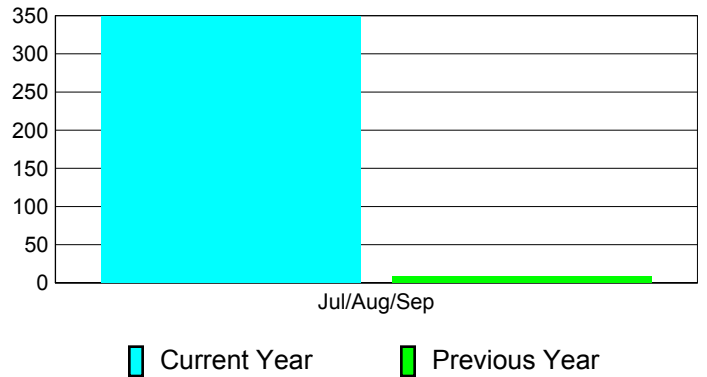
### Membership Results 2011-2012

Goal, New, Dropped, Gain/Loss

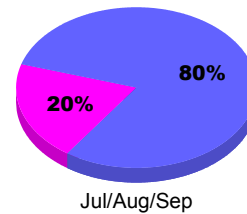


### Comparison of Membership Gain/Loss

Current Year Compared to the Previous Year



### Gender Comparison 2011-2012



■ Male      ■ Female



# 2011-2012 GMT Reports for District (or Undistricted) **District 322C2**

GMT: **SANGEETA JATIA**

Location: **INDIA**

GMT CA: **6**

## CLUBS

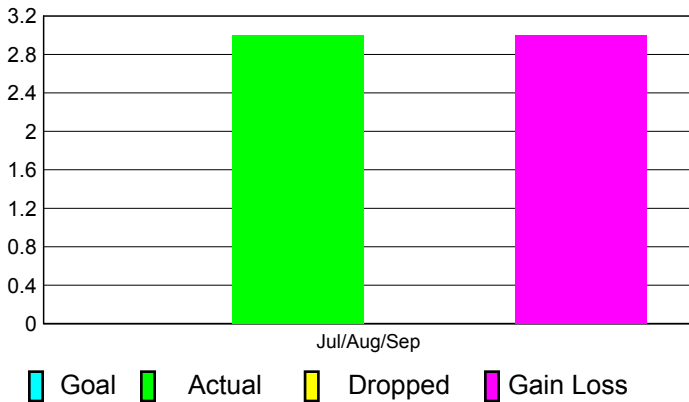
**Club Results  
2011-2012**

**Clubs  
2010-2011**

Month	New Club Goal	Actual New Clubs	Actual Dropped Clubs	Gain/Loss of Clubs	Gain/Loss of Clubs
Jul/Aug/Sep		3	0	3	5
<b>Totals</b>		<b>3</b>	<b>0</b>	<b>3</b>	<b>5</b>

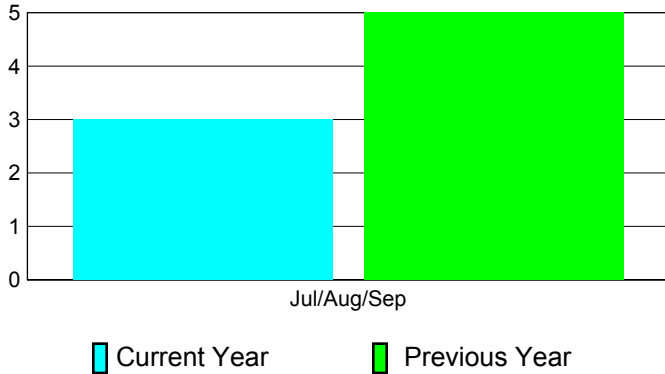
### Club Results 2011-2012

Goal, New, Dropped, Gain/Loss




### Comparison of Club Gain/Loss

Current Year Compared to the Previous Year



### YTD Status Quo Clubs 2011-2012

Status Quo Clubs Compared to Status Quo Members



## MEMBERSHIP

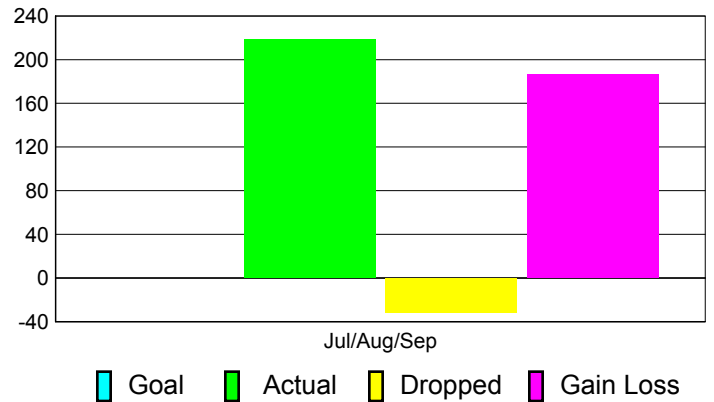
**Membership Results  
2011-2012**

**Membership  
2010-2011**

Month	Net Memb Goal	Actual New Memb	Actual Dropped Memb	Gain/Loss of Memb	Gain/Loss of Memb
Jul/Aug/Sep		218	-32	186	125
<b>Totals</b>		<b>218</b>	<b>-32</b>	<b>186</b>	<b>125</b>

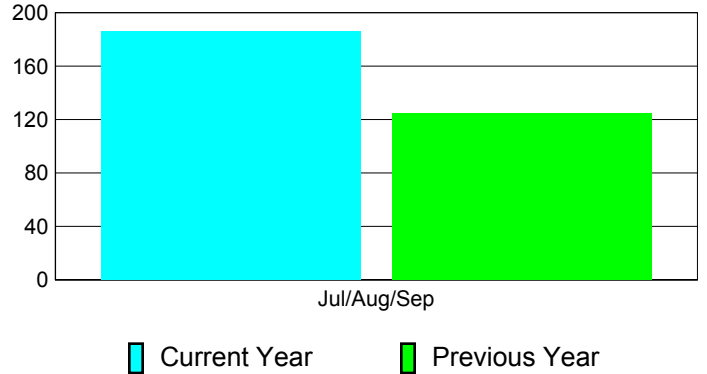
### Membership Results 2011-2012

Goal, New, Dropped, Gain/Loss

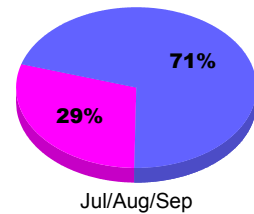


### Comparison of Membership Gain/Loss

Current Year Compared to the Previous Year



### Gender Comparison 2011-2012



Male Female



# 2011-2012 GMT Reports for District (or Undistricted) **District 322 D**

GMT: **SANGEETA JATIA**

Location: **INDIA**

GMT CA: **6**

## CLUBS

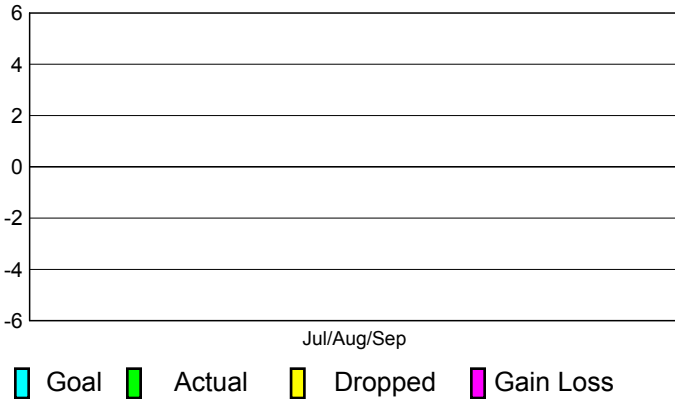
**Club Results  
2011-2012**

**Clubs  
2010-2011**

Month	New Club Goal	Actual New Clubs	Actual Dropped Clubs	Gain/Loss of Clubs	Gain/Loss of Clubs
Jul/Aug/Sep		0	0	0	0
<b>Totals</b>		<b>0</b>	<b>0</b>	<b>0</b>	<b>0</b>


### Club Results 2011-2012

Goal, New, Dropped, Gain/Loss




### Comparison of Club Gain/Loss

Current Year Compared to the Previous Year



### YTD Status Quo Clubs 2011-2012

Status Quo Clubs Compared to Status Quo Members



## MEMBERSHIP

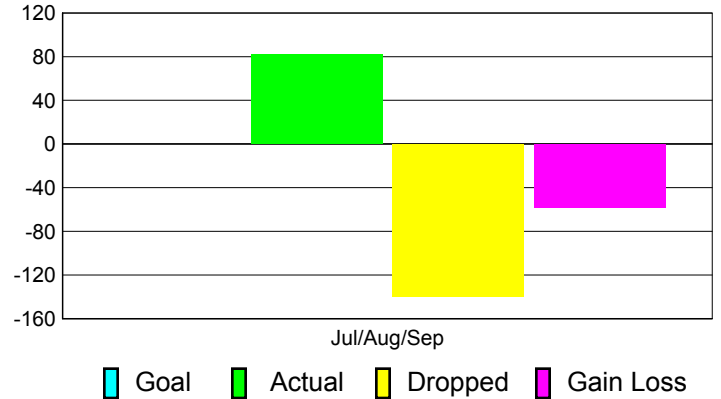
**Membership Results  
2011-2012**

**Membership  
2010-2011**

Month	Net Memb Goal	Actual New Memb	Actual Dropped Memb	Gain/Loss of Memb	Gain/Loss of Memb
Jul/Aug/Sep		82	-140	-58	5
<b>Totals</b>		<b>82</b>	<b>-140</b>	<b>-58</b>	<b>5</b>

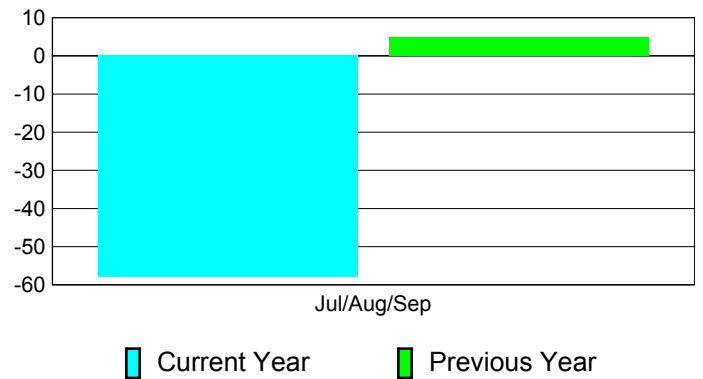
### Membership Results 2011-2012

Goal, New, Dropped, Gain/Loss

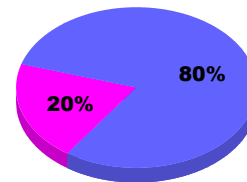


### Comparison of Membership Gain/Loss

Current Year Compared to the Previous Year



### Gender Comparison 2011-2012



Jul/Aug/Sep

Male Female



# 2011-2012 GMT Reports for District (or Undistricted) **District 322 E INDIA**

GMT: **SANGEETA JATIA**

Location: **INDIA**

GMT CA: **6**

## CLUBS

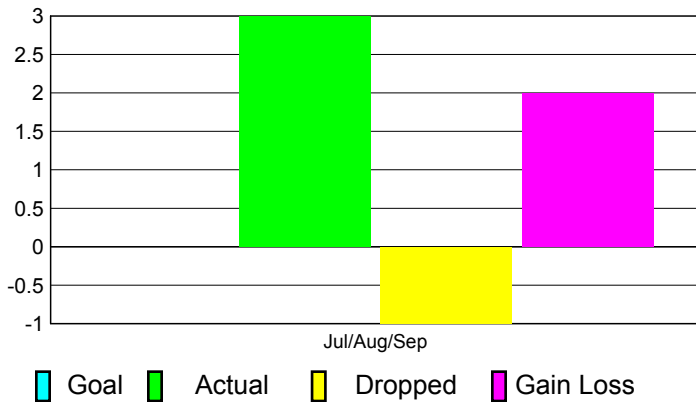
**Club Results  
2011-2012**

**Clubs  
2010-2011**

Month	New Club Goal	Actual New Clubs	Actual Dropped Clubs	Gain/Loss of Clubs	Gain/Loss of Clubs
Jul/Aug/Sep		3	-1	2	1
<b>Totals</b>		<b>3</b>	<b>-1</b>	<b>2</b>	<b>1</b>

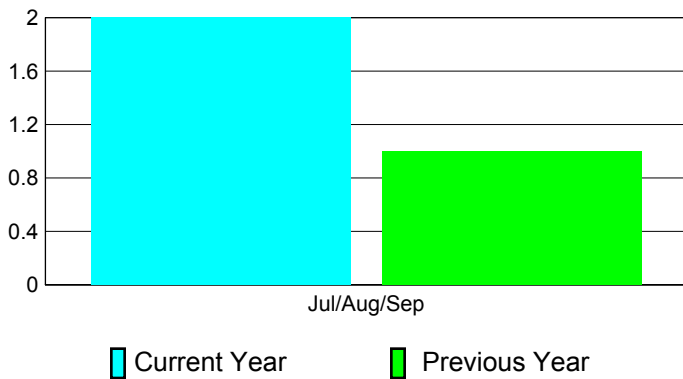
### Club Results 2011-2012

Goal, New, Dropped, Gain/Loss




### Comparison of Club Gain/Loss

Current Year Compared to the Previous Year



### YTD Status Quo Clubs 2011-2012

Status Quo Clubs Compared to Status Quo Members



## MEMBERSHIP

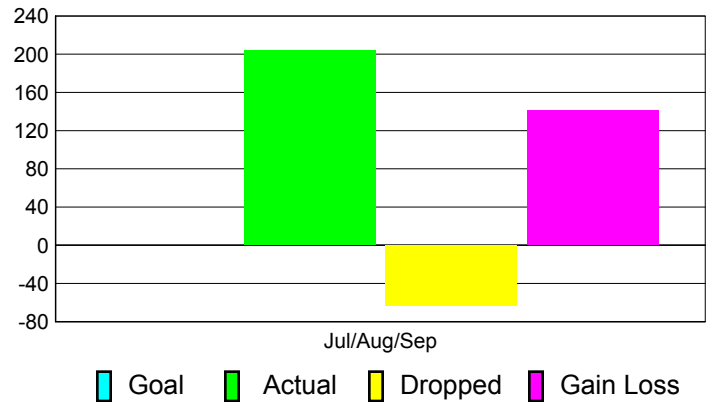
**Membership Results  
2011-2012**

**Membership  
2010-2011**

Month	Net Memb Goal	Actual New Memb	Actual Dropped Memb	Gain/Loss of Memb	Gain/Loss of Memb
Jul/Aug/Sep		204	-63	141	25
<b>Totals</b>		<b>204</b>	<b>-63</b>	<b>141</b>	<b>25</b>

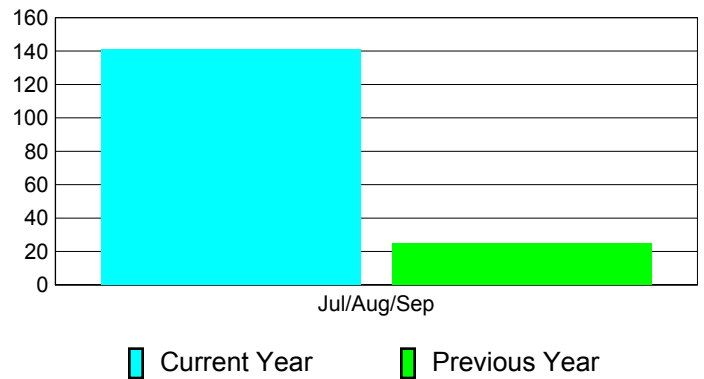
### Membership Results 2011-2012

Goal, New, Dropped, Gain/Loss

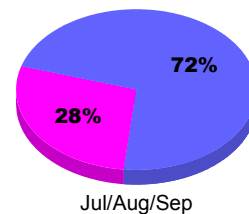


### Comparison of Membership Gain/Loss

Current Year Compared to the Previous Year



### Gender Comparison 2011-2012



Jul/Aug/Sep

Male Female



# 2011-2012 GMT Reports for District (or Undistricted) **District 322 F INDIA**

GMT: **SANGEETA JATIA**

Location: **INDIA**

GMT CA: **6**

## CLUBS

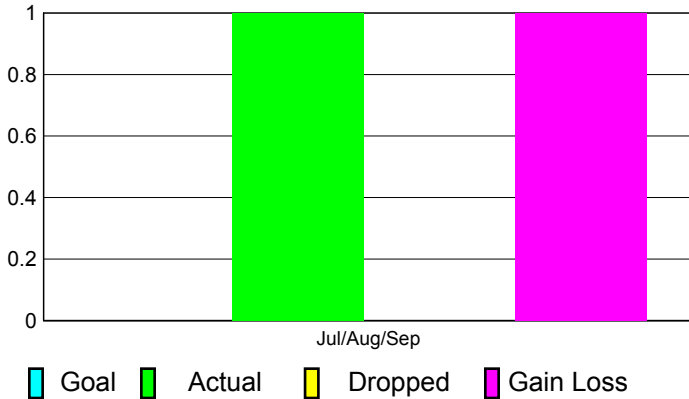
**Club Results  
2011-2012**

**Clubs  
2010-2011**

Month	New Club Goal	Actual New Clubs	Actual Dropped Clubs	Gain/Loss of Clubs	Gain/Loss of Clubs
Jul/Aug/Sep		1	0	1	0
<b>Totals</b>		<b>1</b>	<b>0</b>	<b>1</b>	<b>0</b>

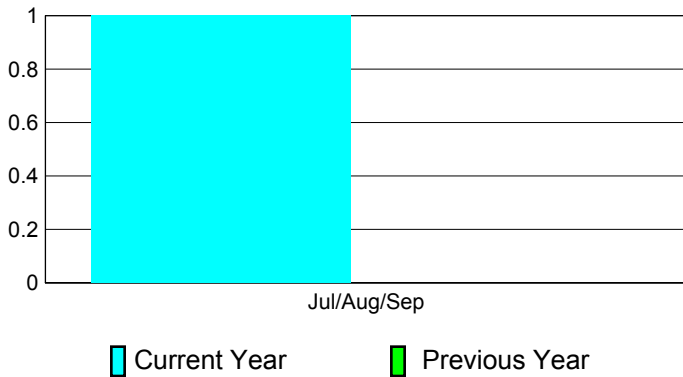
### Club Results 2011-2012

Goal, New, Dropped, Gain/Loss




### Comparison of Club Gain/Loss

Current Year Compared to the Previous Year



### YTD Status Quo Clubs 2011-2012

Status Quo Clubs Compared to Status Quo Members



## MEMBERSHIP

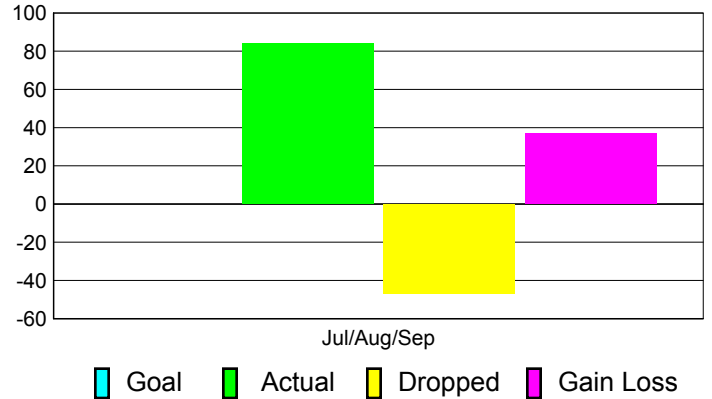
**Membership Results  
2011-2012**

**Membership  
2010-2011**

Month	Net Memb Goal	Actual New Memb	Actual Dropped Memb	Gain/Loss of Memb	Gain/Loss of Memb
Jul/Aug/Sep		84	-47	37	-62
<b>Totals</b>		<b>84</b>	<b>-47</b>	<b>37</b>	<b>-62</b>

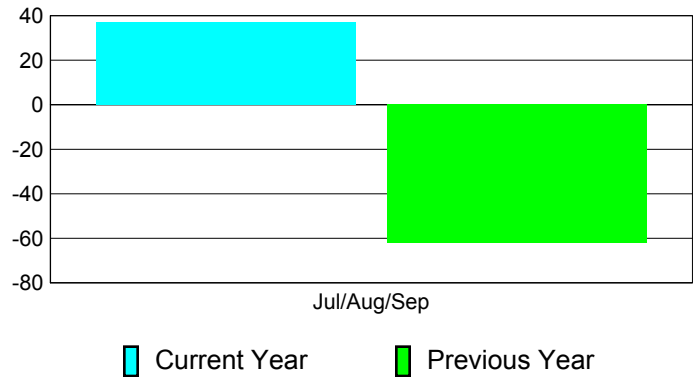
### Membership Results 2011-2012

Goal, New, Dropped, Gain/Loss

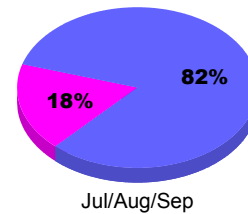


### Comparison of Membership Gain/Loss

Current Year Compared to the Previous Year



### Gender Comparison 2011-2012



Male Female



# 2011-2012 GMT Reports for District (or Undistricted) **District 322 F INDIA**

GMT: **SANGEETA JATIA**

Location: **INDIA**

GMT CA: **6**

## CLUBS


**Club Results**  
2011-2012

**Clubs**  
2010-2011

Month	New Club Goal	Actual New Clubs	Actual Dropped Clubs	Gain/Loss of Clubs	Gain/Loss of Clubs
Jul/Aug/Sep		0	0	0	0
Jul/Aug/Sep		0	0	0	0
<b>Totals</b>		<b>0</b>	<b>0</b>	<b>0</b>	<b>0</b>


### Club Results 2011-2012

Goal, New, Dropped, Gain/Loss




### Comparison of Club Gain/Loss

Current Year Compared to the Previous Year



### YTD Status Quo Clubs 2011-2012

Status Quo Clubs Compared to Status Quo Members



## MEMBERSHIP

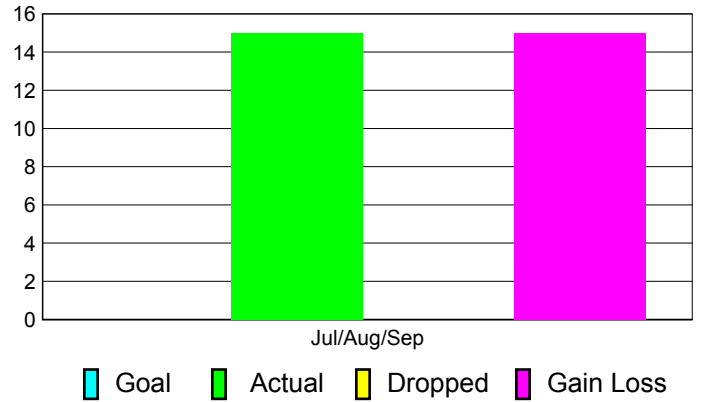
**Membership Results**  
2011-2012

**Membership**  
2010-2011

Month	Net Memb Goal	Actual New Memb	Actual Dropped Memb	Gain/Loss of Memb	Gain/Loss of Memb
Jul/Aug/Sep		15	0	15	0
Jul/Aug/Sep		0	0	0	0
<b>Totals</b>		<b>15</b>	<b>0</b>	<b>15</b>	<b>0</b>

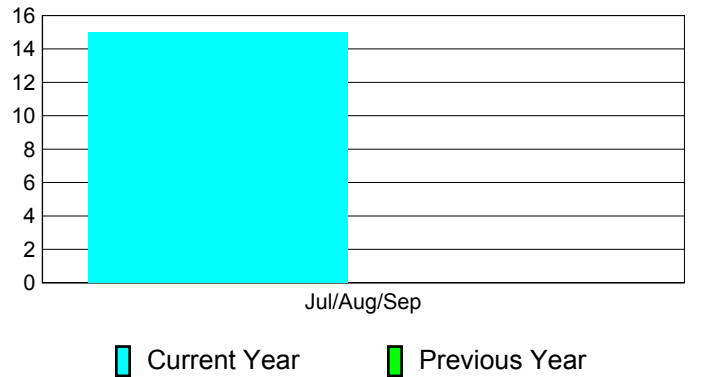
### Membership Results 2011-2012

Goal, New, Dropped, Gain/Loss

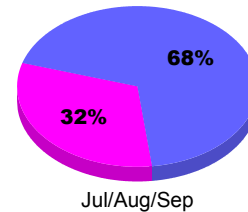


### Comparison of Membership Gain/Loss

Current Year Compared to the Previous Year



### Gender Comparison 2011-2012



Male Female





# 2011-2012 GMT Reports for District (or Undistricted) **District 325 A**

GMT: **SANGEETA JATIA**

Location: **NEPAL**

GMT CA: **6**

## CLUBS

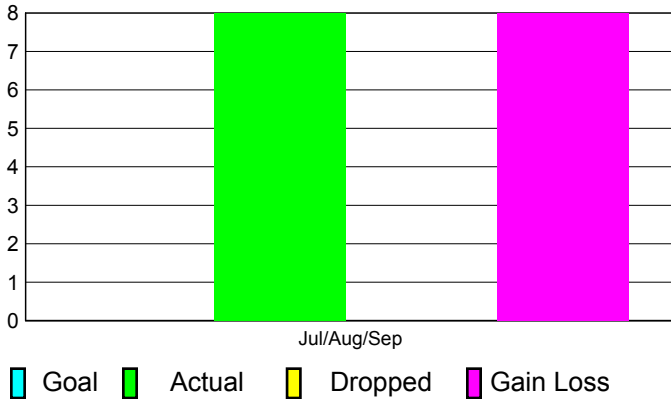
**Club Results  
2011-2012**

**Clubs  
2010-2011**

Month	New Club Goal	Actual New Clubs	Actual Dropped Clubs	Gain/Loss of Clubs	Gain/Loss of Clubs
Jul/Aug/Sep		8	0	8	5
<b>Totals</b>		<b>8</b>	<b>0</b>	<b>8</b>	<b>5</b>

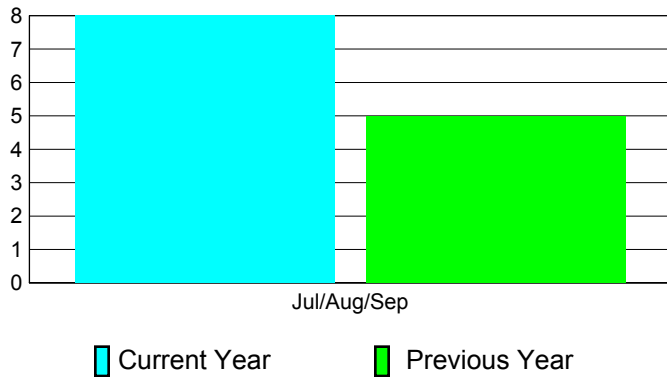
### Club Results 2011-2012

Goal, New, Dropped, Gain/Loss




### Comparison of Club Gain/Loss

Current Year Compared to the Previous Year



### YTD Status Quo Clubs 2011-2012

Status Quo Clubs Compared to Status Quo Members



## MEMBERSHIP

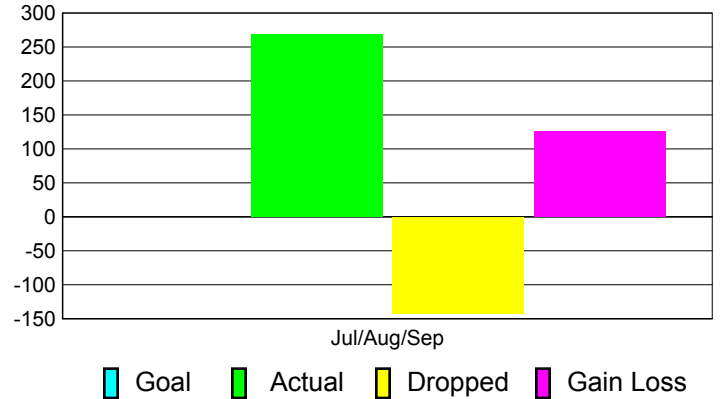
**Membership Results  
2011-2012**

**Membership  
2010-2011**

Month	Net Memb Goal	Actual New Memb	Actual Dropped Memb	Gain/Loss of Memb	Gain/Loss of Memb
Jul/Aug/Sep		268	-142	126	43
<b>Totals</b>		<b>268</b>	<b>-142</b>	<b>126</b>	<b>43</b>

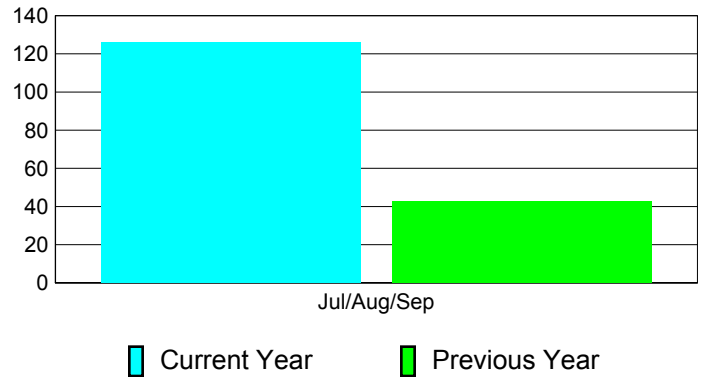
### Membership Results 2011-2012

Goal, New, Dropped, Gain/Loss

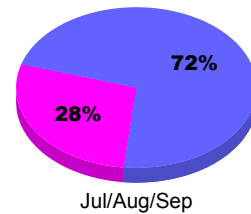


### Comparison of Membership Gain/Loss

Current Year Compared to the Previous Year



### Gender Comparison 2011-2012



Male Female



# 2011-2012 GMT Reports for District (or Undistricted) **District 325 B**

GMT: **SANGEETA JATIA**

Location: **NEPAL**

GMT CA: **6**

## CLUBS

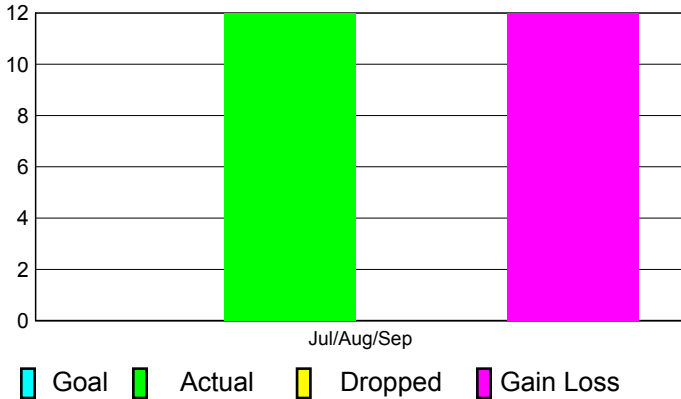
**Club Results**  
2011-2012

**Clubs**  
2010-2011

Month	New Club Goal	Actual New Clubs	Actual Dropped Clubs	Gain/Loss of Clubs	Gain/Loss of Clubs
Jul/Aug/Sep		12	0	12	13
<b>Totals</b>		<b>12</b>	<b>0</b>	<b>12</b>	<b>13</b>

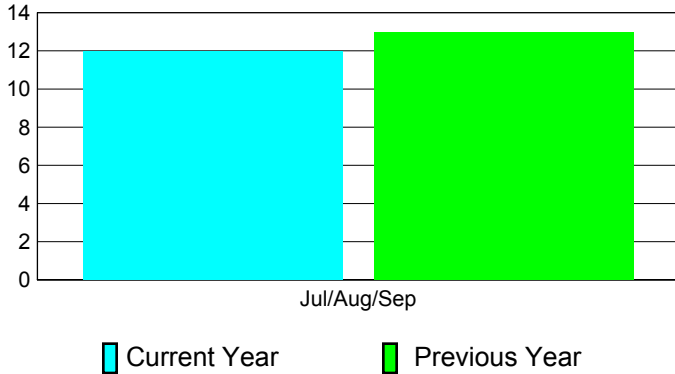
### Club Results 2011-2012

Goal, New, Dropped, Gain/Loss




### Comparison of Club Gain/Loss

Current Year Compared to the Previous Year



### YTD Status Quo Clubs 2011-2012

Status Quo Clubs Compared to Status Quo Members



## MEMBERSHIP

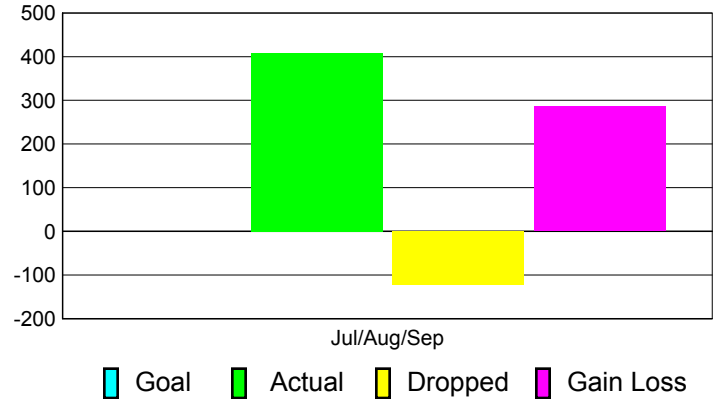
**Membership Results**  
2011-2012

**Membership**  
2010-2011

Month	Net Memb Goal	Actual New Memb	Actual Dropped Memb	Gain/Loss of Memb	Gain/Loss of Memb
Jul/Aug/Sep		409	-123	286	292
<b>Totals</b>		<b>409</b>	<b>-123</b>	<b>286</b>	<b>292</b>

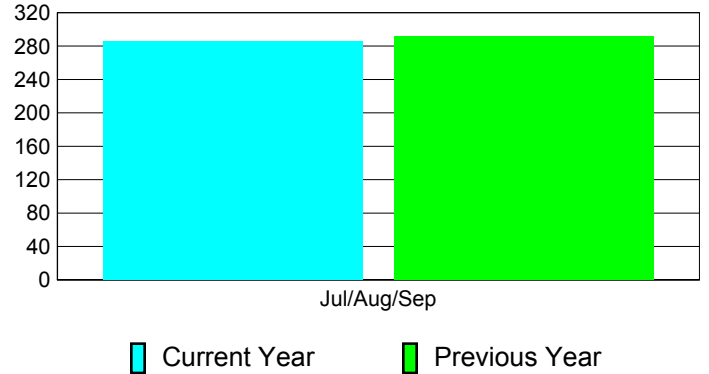
### Membership Results 2011-2012

Goal, New, Dropped, Gain/Loss

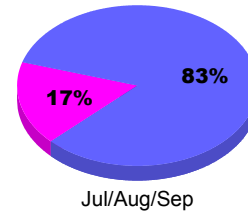


### Comparison of Membership Gain/Loss

Current Year Compared to the Previous Year



### Gender Comparison 2011-2012



Male Female